

THE EULER NUMBER OF DISCRETISED SETS – SURPRISING RESULTS IN THREE DIMENSIONS

JOACHIM OHSER¹, WERNER NAGEL² AND KATJA SCHLADITZ¹

¹Fraunhofer-Institut für Techno- und Wirtschaftsmathematik, Gottlieb-Daimler-Straße, 67663 Kaiserslautern,

²Friedrich-Schiller-Universität Jena, Fakultät für Mathematik und Informatik, 07740 Jena

e-mail: ohser@itwm.fhg.de

(Accepted February 26, 2003)

ABSTRACT

The problem of estimating the Euler-Poincaré characteristic (Euler number for short) of a set in the 3d Euclidean space is considered, given that this set is observed in the points of a lattice. In this situation, which is typical in image analysis, the choice of an appropriate data-based discretisation of the set is crucial. Four versions of a discretisation method which is based on the notion of adjacency systems are presented; these versions are referred to as (14.1, 14.1), (14.2, 14.2), (6, 26), and (26, 6). A comparative assessment of the four approaches is performed with respect to the systematic error occurring in application to Boolean models. It is a surprising result that, except for (26, 6), the estimators yield infinitely large systematic errors when the lattice spacing goes to zero. Furthermore, the measurements of the Euler number from 3d data of autoclaved aerated concrete illustrate the influence of the choice of adjacency and the behaviour of the estimators.

Keywords: Euler-Poincaré characteristic, discretisation, binary image, neighbourhood, adjacency, Boolean model, systematic error.

INTRODUCTION

In materials' science, as well as in other research fields, the Euler number (or its density) is used as a characteristic describing the connectivity of the components (constituents) of a composite material or the pore space of a porous medium, see Levitz (2002) and Ohser and Mücklich (2000).

From a theoretical point of view the Euler-Poincaré characteristic $\chi^n(X)$, or Euler number for short, of an n -dimensional set X in the Euclidean space \mathbb{R}^n is a basic quantity of integral geometry. By means of Crofton's intersection formulae, the quermassintegrals (Minkowski functionals or intrinsic volumes) can be expressed in terms of the Euler numbers χ^k defined on sections of X with k -dimensional planes, $k = 0, \dots, n-1$, see Schneider and Weil (2000). This is the basis of the measurement of the quermassintegrals in image analysis. Definitions and properties of the Euler number are recalled in section "The Euler number of a set".

In the context of image analysis it is usually assumed that the set X is observed on a point lattice \mathbb{L}^n . The intersection $X \cap \mathbb{L}^n$ is the mathematical expression for the observable information about X . In practical applications we consider the lattice \mathbb{L}^n restricted to a bounded window $W \subset \mathbb{R}^n$. Let 1_X denote the characteristic function of X . The set $\{(x, 1_X(x)) : x \in W \cap \mathbb{L}^n\}$ is said to be the (binary) image of X observed in W , and the elements of the image are called pixels.

There are two ways of considering digital images of this type. One way is based on discrete (lattice) geometry, in particular integral geometry on the lattice and introduction of discrete Minkowski functionals; see Voss (1993). In the present paper the alternative view is taken, namely that the analysis of the discretised image aims at a good approximation of parameters or features of the original (i.e. non-discretised) set X in Euclidean space, see Serra (1982) for a systematic introduction.

The properties of the discretisation depend heavily on the chosen connectivity, that is the rule according to which the neighbours of a given foreground or background pixel are found. In image analysis, object and background are usually endowed with different connectivities (neighbourhoods) in order to ensure a digital Jordan surface theorem. Typical pairs are (6, 26) and (6, 18), see e.g. Kong and Rosenfeld (1989); Lee *et al.* (1991); Lohmann (1998). In this notation, the first component of a pair indicates the number of neighbours a lattice point is connected to if this lattice point belongs to the foreground and the second component denotes the number of used connections to neighbours if the lattice point belongs to the complement (the background). Most algorithms for determining the Euler number in 3d like Serra's marching cube algorithm Serra (1969); Lee *et al.* (1991) work with 6 connectivity of the object and 26 connectivity of the background or vice versa, see (Kong and Rosenfeld, 1989, Section 8) and (Lohmann,

1998, Section 3.1.2) for surveys and the references in Ohser *et al.* (2002b).

Here we follow Ohser *et al.* (2002b) and use adjacencies based on tessellations to describe the connectivity unambiguously. It was shown in Ohser *et al.* (2002b) that $(14.1, 14.1)$, $(14.2, 14.2)$, $(6, 26)$, and $(26, 6)$ are pairs of complementary adjacencies. That means, their use for foreground and background, respectively, ensures that the values of the Euler numbers for discretised sets and their complements fulfill a consistency relation, i.e. in 3d that both values are identical.




Fig. 1. Microstructure of two specimens of autoclaved aerated concrete (AAC). (a) $320 \times 330 \times 330$ pixels, arranged in a simple cubic lattice of spacing $31 \mu\text{m}$. in the right one (b) $450 \times 500 \times 230$ pixels of uniform spacing $17 \mu\text{m}$. Both visualisations show the solid matter of the porous media.

In the present paper we consider pairs of adjacencies, to be used for the object X and for the background X^c (the complement) respectively, which ensure that the values of the Euler numbers for the discretised sets fulfill a consistency relation, i.e. in 3d that both values are identical. A pair of adjacencies is called complementary if it provides a pair of consistent estimators. It was shown in Ohser *et al.* (2002b) that $(14.1, 14.1)$, $(14.2, 14.2)$, $(6, 26)$, and $(26, 6)$ are pairs of complementary adjacencies. In this notation, the first component of a pair indicates the number of neighbours a lattice point is connected to if this lattice point belongs to X (the object) and the second component denotes the number of used connections to neighbours if the lattice point belongs to the complement X^c (the background). The exact definitions of the adjacencies and the discretisations which they induce are given in section “Discretisation with respect to adjacency”.

In section “Approximation of the Euler number” we show how to approximate the Euler number of X using its discretisation. After recalling the consistency relation in section “Consistency”, we provide in section “Estimation of the density of the Euler number” the estimator for the density of the Euler number of a random closed set based on the discretisation w.r.t. a pair of complementary adjacencies.

The study of real data from samples of autoclaved aerated concrete (AAC) shows that the estimated value of the Euler number can depend considerably on the chosen adjacency (neighbourhood) system. Therefore, in section “Boolean models”, the systematic error for the four estimators, applied to a Boolean model, is calculated. This follows the method applied by Serra Serra (1982), who determined the errors for several neighbourhoods in 2d and for $(26, 6)$ in 3d. He already stated that there is a non-negligible systematic error which does *not* vanish when the lattice spacing c (i.e. the resolution of the equipment for imaging) goes to zero. The results in the present paper show that surprisingly the asymptotic behaviour is much worse for $(14.1, 14.1)$, $(14.2, 14.2)$ and $(6, 26)$. The systematic error even diverges to (minus) infinity for c approaching zero. Fig. 3 in section “Boolean models” illustrates that none of the four adjacencies yields a uniformly best estimator. It depends highly on the parameters of the Boolean model which adjacency performs best. In section “The connectivity of the pore space of AAC” numeric results are presented which show that for practicable resolutions of images the Euler number can be estimated reasonably. In particular for the image in Fig. 1b the estimators based on the four considered pairs of adjacencies do not differ considerably.

THE EULER NUMBER OF A SET

To begin with we recall some facts concerning the Euler number in order to have a comprehensive but also mathematically solid base.

There are several equivalent definitions of the Euler number of a set, see the books of Hadwiger Hadwiger (1957), Matheron Matheron (1975), Schneider Schneider (1993), and Serra Serra (1982), and Weil's paper Weil (2000).

One way to introduce of the Euler number χ^n in \mathbb{R}^n is to fix the values

$$\chi^n(\emptyset) = 0 \quad \text{and} \quad \chi^n(X_0) = 1$$

for any convex body X_0 , and to define the continuation to finite unions of convex bodies by additivity, namely

$$\chi^n(X_1 \cup X_2) = \chi^n(X_1) + \chi^n(X_2) - \chi^n(X_1 \cap X_2)$$

for convex bodies X_1, X_2 .

Generally, for finite unions, this additivity is expressed by a so-called inclusion-exclusion formula. The class of finite unions of convex bodies is referred to as the convex ring or the class of polyconvex sets.

On the convex ring, $\chi^n(X)$ can equivalently be introduced by Hadwiger's recursive definition, see Ohser *et al.* (2002b). This is the basis for determining the Euler number by counting tangent points of the set X . Let X^c and \bar{X} denote the complement of X and the topological closure of X , respectively. Hadwiger's recursive definition can be used for defining $\chi^n(\bar{X}^c)$ too, where X is from the convex ring.

For the Euler number of a polytope P , i.e. the convex hull of a finite set of points, see Schneider (1993), the mentioned definitions are coherent with the Euler-Poincaré formula in terms of numbers of the lower-dimensional faces of P . For $k = 0, \dots, n$ denote by $\mathcal{F}^k(P)$ the set of all k -faces of P . In particular, $\mathcal{F}^0(P)$ is the set of vertices, $\mathcal{F}^1(P)$ the set of edges, $\mathcal{F}^{n-1}(P)$ the set of facets, and $\mathcal{F}^n(P)$ is the polytope itself, $\mathcal{F}^n(P) = \{P\}$. Furthermore, let $\#\mathcal{F}^k(P)$ be the number of elements in $\mathcal{F}^k(P)$. Then the Euler number of P can be written as

$$\chi^n(P) = \sum_{k=0}^n (-1)^k \#\mathcal{F}^k(P). \quad (1)$$

For a polytope, the Euler-Poincaré formula yields that the right hand side equals 1, see (Webster, 1994, Theorem 3.5.1). Formula (1) can be additively extended to the case when P is a finite union of polytopes, i.e. when P is a polyhedron, see also (Jernot *et al.*, 2001, Section 4).

Another aspect, which is of particular importance in image analysis, is the relation between the Euler numbers of the 'object', $\chi^n(X)$, and of the 'background', $\chi^n(\bar{X}^c)$.

Under some weak conditions for the set X we get the important relationship

$$\chi^n(\bar{X}^c) = (-1)^{n+1} \chi^n(X). \quad (2)$$

The consistency relation (2) was shown in Ohser *et al.* (2002b) (and already in (Lang *et al.*, 2001, Appendix) for those bounded sets X for which both $X \cap B$ and $\bar{X}^c \cap \bar{B}$ belong to the convex ring for all convex bodies B). A more general version of the assertion of the theorem is proven in Rataj and Zähle (2002). Finally, we remark that (2) is obvious for compact X with nonempty interior. In this case $\chi^n(X) = 1$ and $\chi^n(\bar{X}^c) = (-1)^{n+1}$.

DISCRETISATION WITH RESPECT TO ADJACENCY

Roughly speaking, discretisation of a set $X \subset \mathbb{R}^n$ means the approximation of X by a polyhedral set due to observations on a point lattice.

We consider a cubic lattice $\mathbb{L}^3 = c\mathbb{Z}^3$ (where \mathbb{Z} denotes the set of integers) in the 3d space. In our approach, the discretisation is based on polytopes which are parts of the lattice cells. In Ohser *et al.* (2002b) we developed the corresponding definitions systematically with respect to certain types of tessellations of the lattice cells. Denote by $C = [0, c)^3$, $c > 0$ the half-open unit cell of the lattice. Obviously $\bigcup_{x \in \mathbb{L}^3} (C + x) = \mathbb{R}^3$, i.e. the cells are space-filling. In order to define an adjacency system we endow C with a set of convex polytopes $P_1, \dots, P_m \subseteq \bar{C}$ with $\mathcal{F}^0(P_i) \subset \mathbb{L}^3$, i.e. the vertices of P_i must be lattice points that is points, where the sets X and X^c can be observed. All the other cells $C + x$ are endowed with polytopes which are the translates $P_1 + x, \dots, P_m + x$ where $x \in \mathbb{L}^3$.

The adjacency system based on the set of polytopes $\mathcal{P} = \{P_1, \dots, P_m\}$ is defined as

$$\mathbb{F}(\mathcal{P}) = \bigcup_{k=0}^3 \mathcal{F}^k(\mathcal{P}) \quad (3)$$

$$\text{with} \quad \mathcal{F}^k(\mathcal{P}) = \bigcup_{x \in \mathbb{L}^3} \bigcup_{i=1}^m \mathcal{F}^k(P_i + x).$$

This formal expression means that an adjacency system is formed by the polytopes $P_i + x$ and all their lower-dimensional faces. Thus an adjacency system

is already determined by a set $\mathcal{P} = \{P_1, \dots, P_m\}$ of polytopes.

Now we list four systems which are of particular interest. We skip all considerations of the question which additional properties a reasonable adjacency system should have, see Ohser *et al.* (2002b) for more details. The vertices of the basic cell C are denoted by x_0, \dots, x_7 given by $x_0 = (0, 0, 0)$, $x_1 = (c, 0, 0)$, $x_2 = (0, c, 0)$, $x_3 = (c, c, 0)$, $x_4 = (0, 0, c)$, $x_5 = (c, 0, c)$, $x_6 = (0, c, c)$, and $x_7 = (c, c, c)$.

- (i) For the 6-adjacency (well known as the 6-neighbourhood in 3d image analysis): $\mathcal{P}_6 = \{\bar{C}\}$.
- (ii) For the 14.1-adjacency: $\mathcal{P}_{14.1} = \{P_1, \dots, P_6\}$ with the six congruent tetrahedra which are convex hulls of vertices of C :

$$\begin{aligned} P_1 &= \text{conv}(\{x_0, x_1, x_3, x_7\}), \\ P_2 &= \text{conv}(\{x_0, x_1, x_5, x_7\}), \\ P_3 &= \text{conv}(\{x_0, x_2, x_3, x_7\}), \\ P_4 &= \text{conv}(\{x_0, x_2, x_6, x_7\}), \\ P_5 &= \text{conv}(\{x_0, x_4, x_5, x_7\}), \\ P_6 &= \text{conv}(\{x_0, x_4, x_6, x_7\}), \end{aligned}$$

see Fig. 2a.

- (iii) For the 14.2-adjacency: $\mathcal{P}_{14.2} = \{P_1, \dots, P_6\}$ with the six tetrahedra

$$\begin{aligned} P_1 &= \text{conv}(\{x_0, x_1, x_3, x_5\}), \\ P_2 &= \text{conv}(\{x_0, x_2, x_3, x_7\}), \\ P_3 &= \text{conv}(\{x_0, x_2, x_4, x_7\}), \\ P_4 &= \text{conv}(\{x_0, x_3, x_5, x_7\}), \\ P_5 &= \text{conv}(\{x_0, x_4, x_5, x_7\}), \\ P_6 &= \text{conv}(\{x_2, x_4, x_6, x_7\}), \end{aligned}$$

which tessellate the unit cell as shown in Fig. 2b.

- (iv) For the 26-adjacency (corresponding to the 26-neighbourhood): $\mathcal{P}_{26} = \{\text{conv}(\mathcal{V}) : \mathcal{V} \subseteq \{x_0, \dots, x_7\}\}$, *i.e.* the system of the convex hulls of all subsets of the set of vertices of C .

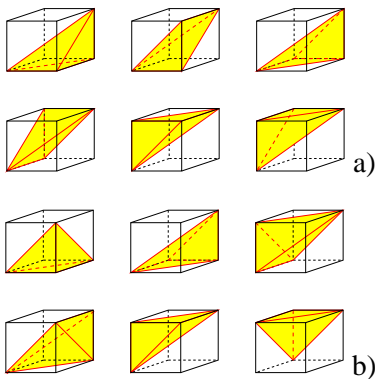


Fig. 2. The tessellation of the unit cell defining (a) the 14.1 and (b) the 14.2 neighbourhood.

For short, we will write \mathbb{F}_6 instead of $\mathbb{F}(\mathcal{P}_6)$, and analogously for the other adjacencies. For a given set \mathcal{P} the adjacency system $\mathbb{F}(\mathcal{P})$ provides the elements ('bricks') for discretisation. The *discretisation of X with respect to the adjacency $\mathbb{F}(\mathcal{P})$* is defined as

$$\mathbb{F}(\mathcal{P}) \sqcap X = \{F \in \mathbb{F}(\mathcal{P}) : \mathcal{F}^0(F) \subseteq X\}, \quad (4)$$

i.e. a 'brick' F of the adjacency system belongs to the discretisation of X if and only if all the vertices of F (and not necessarily the whole set F) belong to X .

APPROXIMATION OF THE EULER NUMBER

Our approach to the definition of adjacency systems (instead of the neighbourhood graphs used in image analysis) and of the corresponding discretisation of sets is suited to the application of the Euler-Poincaré formula (1) to polygonal sets. The Euler number $\chi^n(X)$ can be approximated by the Euler number of the discretisation

$$\tilde{\chi}^n(\mathbb{F}(\mathcal{P}) \sqcap X) = \sum_{k=0}^n (-1)^k \#(\mathcal{F}^k(\mathcal{P}) \sqcap X), \quad (5)$$

see also (Jernot *et al.*, 2001, (4)).

For several considerations it is useful to have a 'local version' of this approximation based on the single cells $C+x$, $x \in \mathbb{L}^n$. In order to ensure that each k -face is counted only once, we have to apply some kind of edge correction. We choose weighting each k -face with $\frac{1}{m}$. Here m is the number of closed lattice cells containing the k -face. Formally, for $\ell \geq k$ let $\mathcal{F}_0^{k\ell} \sqcap X$ be the set of all k -faces $F \in \mathcal{F}^k(\mathcal{P}) \sqcap X$ with:

- (i) There is an ℓ -face $F_\ell \in \mathcal{F}^\ell(\bar{C})$ such that $F \subseteq F_\ell$ and
- (ii) there is no j -face $F_j \in \mathcal{F}^j(\bar{C})$, $j < \ell$, $F_j \neq F$ such that $F \subseteq F_j$.

Then (5) can be rewritten as

$$\tilde{\chi}^n(\mathbb{F}(\mathcal{P}) \sqcap X) = \sum_{x \in \mathbb{L}^n} \sum_{k=0}^n (-1)^k \sum_{\ell=k}^n 2^{\ell-n} \#(\mathcal{F}_0^{k\ell} \sqcap X_{-x}), \quad (6)$$

with $X_{-x} = X - x$, the translation of X by $-x$. For the 3d cuboidal lattice the interpretation of the weights is as follows: All vertices $\mathcal{F}_0^{0,0} \sqcap X$ get weight $1/8$. The edges $\mathcal{F}_0^{1,1} \sqcap X$ (edges of the cubes), $\mathcal{F}_0^{1,2} \sqcap X$ (face diagonals), and $\mathcal{F}_0^{1,3} \sqcap X$ (spatial diagonal) get $1/4$, $1/2$, and 1 , respectively. The faces $\mathcal{F}_0^{2,2} \sqcap X$ and $\mathcal{F}_0^{2,3} \sqcap X$ are equipped with $1/2$ and 1 , respectively, and all cells $\mathcal{F}_0^{3,3} \sqcap X$ with 1 . The formula can be proven rigorously with the help of the inclusion-exclusion principle (*i.e.* the additivity of the Euler number).

Eq. (6) can easily be implemented. For details of the algorithm see Ohser *et al.* (2002b).

CONSISTENCY

It is a usual requirement in image analysis that any adjacency for the ‘object’ X has to be consistent with an appropriate ‘complementary adjacency’ used for the ‘background’ X^c . In 2d image analysis it is well known that the ‘background’ has to be treated with the 4-neighbourhood if the 8-neighbourhood is used for the ‘object’, and vice versa in order for a discrete Jordan curve theorem to hold. In 3d, the 6-neighbourhood is usually combined with the 26-neighbourhood but (6, 18) is consistent with a discrete Jordan surface theorem, too, see e.g. Herman (1992). Our criterion is consistency (2) for the approximations of the Euler number in 3d.

Assume that the adjacency systems \mathbb{F} and \mathbb{F}_c are used for the discretisation of X and of X^c , respectively. Then methods of approximating the corresponding Euler numbers can be illustrated by the following scheme:

$$X \rightarrow X \cap \mathbb{L}^3 \xrightarrow{\mathbb{F}} \mathbb{F} \cap X \xrightarrow{(5)} \tilde{\chi}^3(\mathbb{F} \cap X) \approx \chi^3(X).$$

$$X^c \rightarrow X^c \cap \mathbb{L}^3 \xrightarrow{\mathbb{F}_c} \mathbb{F}_c \cap X^c \xrightarrow{(5)} \tilde{\chi}^3(\mathbb{F}_c \cap X^c) \approx \chi^3(\overline{X^c}).$$

The pair $(\mathbb{F}, \mathbb{F}_c)$ of adjacency systems is called *complementary* if for all bounded sets $X \subset \mathbb{R}^3$

- (i) $F \cap F_c = \emptyset$ for all $F \in \mathbb{F} \cap X$ and $F_c \in \mathbb{F}_c \cap X^c$ and
- (ii) $\tilde{\chi}^3(\mathbb{F} \cap X) = \tilde{\chi}^3(\mathbb{F}_c \cap X^c)$.

An adjacency system $\mathbb{F}(\mathcal{P})$ is said to be *self-complementary* if

$$\tilde{\chi}^3(\mathbb{F}(\mathcal{P}) \cap X^c) = \tilde{\chi}^3(\mathbb{F}(\mathcal{P}) \cap X)$$

for all X . Self-complementarity implies that ‘object’ and ‘background’ are discretised with one and the same method. As it has been shown in Ohser *et al.* (2002b) the following pairs are pairs of complementary adjacency systems:

$$(\mathbb{F}_6, \mathbb{F}_{26}), \quad (\mathbb{F}_{14.1}, \mathbb{F}_{14.1}), \quad (\mathbb{F}_{14.2}, \mathbb{F}_{14.2}), \quad (\mathbb{F}_{26}, \mathbb{F}_6).$$

In Ohser *et al.* (2002b) sufficient conditions have been given for a set X which guarantee that $\tilde{\chi}^3(\mathbb{F}(\mathcal{P}) \cap X) = \chi^3(X)$, i.e. that the discretised set has the same Euler number as the original set. These conditions imply that X has to be morphologically open and closed (see Serra (1982) for these concepts) with respect to the segments occurring in the adjacency systems used.

Complementary adjacency systems of \mathbb{L}^n are considered in Ohser *et al.* (2002b).

ESTIMATION OF THE DENSITY OF THE EULER NUMBER

Consider now a random closed set Ξ in \mathbb{R}^n which is assumed to be macroscopically homogeneous (i.e. stationary). The density χ_V of the Euler number can be introduced by

$$\chi_V = \lim_{r \rightarrow \infty} \frac{\mathbb{E} \chi^n(\Xi \cap rW)}{\text{vol}(rW)} \quad (7)$$

where $\text{vol}(\cdot)$ denotes n -dimensional volume and W a compact convex observation window with $\text{vol}(W) > 0$.

Assume now that a pair $(\mathbb{F}, \mathbb{F}_c)$ of complementary adjacency systems is used to estimate the Euler number of a realisation of Ξ and that the ‘local version’ of the algorithm according to formula (6) is applied. The density of the Euler number can be estimated from the set Ξ observed in W using

$$\widehat{\chi}_V = \frac{1}{\#(\mathbb{L}^n \cap W_0) \text{vol}(C)} \times \sum_{x \in \mathbb{L}^n \cap W_0} \sum_{k=0}^n (-1)^k \sum_{\ell=k}^n 2^{\ell-n} \#(\mathcal{F}_0^{k\ell} \cap \Xi_{-x}) \quad (8)$$

where W_0 is the reduced window, $W_0 = W \ominus \check{C}$, and $\check{C} = -C$, the reflection in 0. Notice that $\#(\mathbb{L}^n \cap W_0) \text{vol}(C) \approx \text{vol}(W_0)$. Furthermore, we remark that the estimator $\widehat{\chi}_V$ may be biased but it is free of edge effects.

The expectation of $\widehat{\chi}_V(\Xi)$ is, due to the homogeneity of Ξ ,

$$\mathbb{E} \widehat{\chi}_V = \frac{1}{\text{vol}(C)} \times \sum_{k=0}^n (-1)^k \sum_{\ell=k}^n 2^{\ell-n} \sum_{F \in \mathcal{F}_0^{k\ell}} \mathbb{P}(\mathcal{F}^0(F) \cap \Xi^c = \emptyset).$$

From the complementarity of \mathbb{F} and \mathbb{F}_c , in particular (ii), and from (2) it follows that

$$\mathbb{E} \widehat{\chi}_V = \frac{(-1)^{n+1}}{\text{vol}(C)} \times \sum_{k=0}^n (-1)^k \sum_{\ell=k}^n 2^{\ell-n} \sum_{F \in \mathcal{F}_{0,c}^{k\ell}} \mathbb{P}(\mathcal{F}^0(F) \cap \Xi = \emptyset) \quad (9)$$

where the $\mathcal{F}_{0,c}^{k\ell}$ are defined analogously to $\mathcal{F}_0^{k\ell}$ but with respect to \mathbb{F}_c .

As the study of sandstone images in Ohser *et al.* (2002b) shows, there are relevant applications where the structure is so tiny, compared to the resolution of the discretised image, that the approximation of the Euler number does not provide the true value

and considerably depends on the chosen discretisation. Therefore, it is important to assess the estimators are based on different adjacency systems. One important criterion of quality is the systematic error (bias). Until now, there are no results concerning the error for arbitrary random sets.

BOOLEAN MODELS

For the special case of a Boolean model, explicit formulas and numerical values can be derived, which describe the systematic error of the estimators of the Euler number with respect to the chosen adjacency. Serra Serra (1982) studied the asymptotic behaviour of the bias for the (8,4)-adjacency and the hexagonal grid in two dimensions and for the pair (26,6) in 3d. Using Serra's ideas, we compare the (14.1,14.1)- and (14.2,14.2)- with the (26,6)- and the (6,26)-adjacency systems.

Homogeneous Boolean models in \mathbb{R}^n

Let $\Phi = \{x_1, x_2, \dots\}$ denote a homogeneous Poisson point field in \mathbb{R}^n with point density $\lambda > 0$ (the point field of 'germs') and Ξ_1, Ξ_2, \dots a sequence of independent and identically distributed (i.i.d.) random compact convex sets ('grains' or 'particles') with nonempty interior and independent of Φ . The corresponding (macroscopically) homogeneous Boolean model is defined as the random closed set

$$\Xi = \bigcup_{i=1}^{\infty} (\Xi_i + x_i).$$

For more detailed definition and explanation see Matheron (1975), Ohser and Mücklich (2000), Schneider and Weil (2000), Serra (1982), Stoyan *et al.* (1995).

Notice that with probability one the intersection of two grains is either empty or has nonempty interior, i.e. Eq. (2) can be applied and (9) holds. The probability occurring on the right-hand side of (9) can be calculated on the basis of the well known formula for Boolean models (see the books cited above),

$$\mathbb{P}(K \cap \Xi = \emptyset) = \exp\{-\lambda \mathbb{E} \text{vol}(\check{\Xi}_1 \oplus K)\} \quad (10)$$

for all compact $K \subset \mathbb{R}^n$, where \oplus denotes Minkowski addition. This yields

$$\begin{aligned} \mathbb{E} \widehat{\chi}_v(\Xi) &= \frac{(-1)^{n+1}}{\text{vol}(C)} \times \\ &\sum_{k=0}^n (-1)^k \sum_{\ell=k}^n 2^{\ell-n} \sum_{F \in \mathcal{F}_{0,c}^{\ell}} \exp\{-\lambda \mathbb{E} \text{vol}(\check{\Xi}_1 \oplus \mathcal{F}^0(F))\}. \end{aligned} \quad (11)$$

It seems to be very tedious to perform an exact calculation of

$$\text{vol}(\check{\Xi}_1 \oplus \mathcal{F}^0(F)) = \text{vol} \left(\bigcup_{x \in \mathcal{F}^0(F)} (\Xi_1 + x) \right)$$

if F has more than two vertices, even in the simplest case that Ξ_1 is a ball with random diameter. In order to make the calculation feasible, we follow Serra Serra (1982) in using the approximation

$$\mathbb{P}(\mathcal{F}^0(F) \cap \Xi = \emptyset) \approx \mathbb{P}(F \cap \Xi = \emptyset) \quad \text{for } F \in \mathbb{F}_c, \quad (12)$$

i.e. the set of vertices $\mathcal{F}^0(F)$ is replaced by its convex hull, the set F itself. The probabilities $\mathbb{P}(F \cap \Xi = \emptyset)$ can be calculated easily with the help of the Steiner formula (see e.g. Serra (1982), Schneider and Weil (2000)). The approximation (12) seems rather rough at first glance. However, we will see that at least in the cases we examined here, the error induced by (12) is negligible. To assess the overall approximation error in (9) we have to examine

$$\lim_{c \rightarrow 0} \frac{1}{\text{vol}(C)} [\mathbb{P}(\mathcal{F}^0(F) \cap \Xi = \emptyset) - \mathbb{P}(F \cap \Xi = \emptyset)], \quad (13)$$

which e.g. does not tend to 0 if F is a line segment. Nevertheless, in the 3d case for (26,6), (14.1,14.1), (14.2,14.2), and (6,26) we have

$$\begin{aligned} \lim_{c \rightarrow 0} \frac{1}{\text{vol}(C)} \sum_{k=0}^3 (-1)^k \sum_{\ell=k}^3 2^{\ell-3} \sum_{F \in \mathcal{F}_{0,c}^{\ell}} [\mathbb{P}(\mathcal{F}^0(F) \cap \Xi = \emptyset) \\ - \mathbb{P}(F \cap \Xi = \emptyset)] = 0. \end{aligned} \quad (14)$$

The proof consists of three steps. First, we split the contribution to the approximation error of each element (edge, face or polyhedron) of an adjacency into a part due to its edges and a 'true' facial part. Second, observe that only the linear terms in the series expansion of (13) have to be taken into account. Finally, due to the special properties of tessellations, the individual contributions cancel when plugged into the alternating sum. See (Ohser *et al.*, 2002a, Appendix B) for the detailed proof.

The 3d case

There are explicit formulas for the density of the Euler number of the Boolean model first published in Miles (1976). However, it should be noted that in particular for the isotropic 3d case, the formulas given in the literature differ (due to errors in calculation). In (Schneider and Weil, 2000, Korollar 5.4.5), one finds for 3d Boolean models

$$\chi_V = e^{-\lambda \bar{V}} \left[\lambda - \frac{\lambda^2}{4\pi} \bar{M} \bar{S} + \frac{\pi \lambda^3}{384} \bar{S}^3 \right]. \quad (15)$$

In this formula \bar{V} , \bar{S} and \bar{M} denote the mean value of the volume, of the surface area, and of the integral of the mean curvature, respectively, of the typical particle Ξ_1 . For the particular case where the ‘particles’ are balls of constant diameter d , $\Xi_i = B_d$, we obtain

$$\chi_V = e^{-\lambda V} [\lambda - u_2 \lambda^2 V + u_3 \lambda^3 V^2] \quad (16)$$

with

$$u_2 = 3, \quad u_3 = \frac{3\pi^2}{32}, \quad V = \frac{\pi}{6} d^3.$$

The particular case of a 3d Boolean model with balls of constant diameter is studied now in detail. Explicit but rather long formulas for the expectation $\mathbb{E}\widehat{\chi}_V$ based on the approximation (12) are given in (Ohser *et al.*, 2002a, Appendix A.3). As it is shown there, $\mathbb{E}\widehat{\chi}_V$ can be expressed in terms of the volume density V_V of the Boolean model and the ratio β of the diameter and the lattice spacing,

$$\mathbb{E}\widehat{\chi}_V \approx f(V_V, \beta), \quad V_V = 1 - e^{-\lambda V}, \quad \beta = \frac{d}{c}.$$

We use the symbol \approx to indicate that the computation of $f(V_V, \beta)$ is based on the approximation (12). These calculations allow a comparison of the four estimators (corresponding to the four pairs of adjacencies considered here) with respect to the approximate systematic error $|f(V_V, \beta) - \chi_V| \approx |\mathbb{E}\widehat{\chi}_V - \chi_V|$. The graph in Fig. 3 shows in which region of the parameter space which of the four estimators behaves best.

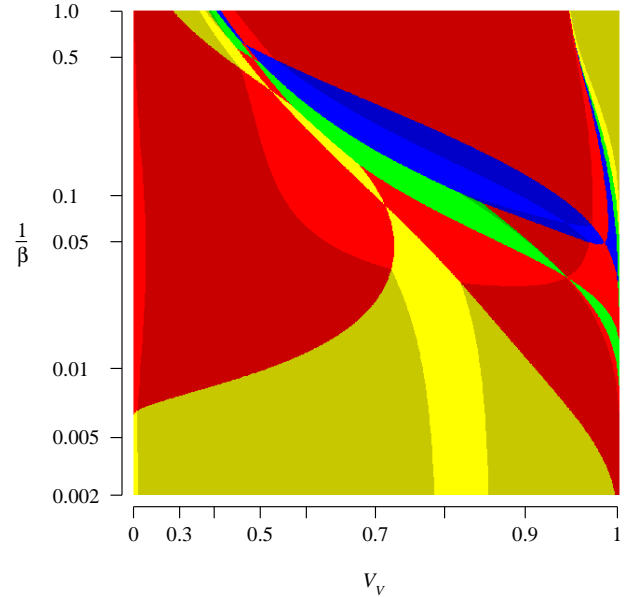


Fig. 3. Best estimators of χ_V for the Boolean models with balls of fixed diameters d and varying volume density V_V . This graph shows the regions of the parameter space $\{(V_V, 1/\beta) : 0 < V_V < 1, 0.002 < 1/\beta \leq 1\}$ where the estimators of χ_V have the smallest bias; red for (6,26), green for (14.4,14.1), blue for (14.2,14.2), and yellow for (26,6). In the shaded regions, the relative bias $|\mathbb{E}\widehat{\chi}_V/\chi_V - 1|$ is larger than 20% if $\mathbb{E}\widehat{\chi}_V$ is approximated using (17).

The approximation (12) also allows to consider of the limit of the systematic error for the lattice spacing $c \rightarrow 0$. Taylor expansion of $f(V_V, d/c)$ for c provides

$$\mathbb{E}\widehat{\chi}_V \approx e^{-\lambda V} [\lambda - (u_1 \beta + u_2) \lambda^2 V + u_3 \lambda^3 V^2] + \frac{o(c^3)}{c^3} \quad (17)$$

where numerical values for the coefficients u_1 , u_2 , and u_3 are given in Table 1. Notice that the right-hand side of (17) is of a similar structure as the one of (16). Details on the derivation of (17) as well as analytical expressions for the coefficients can be found in (Ohser *et al.*, 2002a, Appendix A). Furthermore, we remark that the result for (26,6) coincides with that of Serra, see (Serra, 1982, p. 557), up to a difference in the coefficient u_2 .

Table 1. Numerical values of the coefficients u_1 , u_2 , and u_3 for Eqs. (16) and (17).

Equation	adjacency	u_1	u_2	u_3
(16)	–	–	3	0.925 277 ...
(17)	(26,6)	0	4.5	1.767 147 ...
(17)	(14.1, 14.1)	0.023 515 ...	3.942 939 ...	1.444 278 ...
(17)	(14.2, 14.2)	0.062 098 ...	4.809 625 ...	1.782 345 ...
(17)	(6,26)	0.007 718 ...	3.284 248 ...	1.068 663 ...

The limits of $\mathbb{E}\widehat{\chi}_V$ as $c \rightarrow 0$ are surprising. It is easy to see that for $u_1 > 0$ the right-hand side of (17) is divergent. More precisely, for the adjacency (26,6) the limit of the bias of the estimator $\widehat{\chi}_V$ is

$$\lim_{c \rightarrow 0} [\mathbb{E}\widehat{\chi}_V - \chi_V] = e^{-\lambda V} [-v_2 \lambda^2 V + v_3 \lambda^3 V^2] \quad (18)$$

where v_2 and v_3 can be computed from the values given in Table 1, $v_2 = \frac{3}{2}$, $v_3 = 0.841870\dots$. This means that for (26,6) the estimator of χ_V is not asymptotically unbiased. For (14.1,14.1), (14.2,14.2), and (6,26) we even get a worse result

$$\lim_{c \rightarrow 0} [\mathbb{E}\widehat{\chi}_V - \chi_V] = -\infty. \quad (19)$$

The considerations at the end of 1.6.1 show that these results are not affected by the approximation (12).

THE CONNECTIVITY OF THE PORE SPACE OF AAC

As an application we consider the density of the Euler number of the pore space of autoclaved aerated concrete (AAC). The data of the two specimens shown in Fig. 1 are given as 3d images obtained by X-ray microtomography (XCT). The pore space of these microstructures can be modelled as a macroscopically homogeneous random set Ξ .

Table 2 shows that experimental values for χ_V can depend highly on the chosen adjacency. Differences in the measurement values are a consequence of the tiny parts (compared to the resolution of the imaging equipment) of the microstructures. This means that, e.g., there occur pairs of adjacent lattice points which both belong to the complement Ξ^c but they are separated by a small connection of solid matter Ξ in between. This property can be formally expressed as morphological non-regularity of the set Ξ , see Ohser *et al.* (2002b).

In practical applications, the Euler number should be measured with respect to several adjacencies. Then the differences between the results provide an impression of the bias of the measurements.

DISCUSSION

The general approach to the discretisation of a set $X \subset \mathbb{R}^3$, when observations on a lattice \mathbb{L}^3 are given, is based on the construction of a polyhedron in each of the lattice cells. Intuitive arguments suggest, that the approximation is improved, if the elements used for this construction are smaller parts of the cells. Thus one can expect a better adaptation of the discretised set to the original one, if (as it is done in (14.1,14.1) or (14.2,14.2), respectively) tetrahedra and triangles are used as elements, rather than the whole cells and faces. Moreover, the best fit of the discretisation of the complementary set X^c seems to be provided by (6,26) where in each cell the convex hull of the complementary set is used. This was a main motivation (additional to self-consistency) for us to introduce the new 14-neighbourhoods in Ohser *et al.* (2002b).

This intuition is supported by considerations in two dimensions: There the systematic error when estimating the Euler number of the complement of a Boolean model (with discs of constant radius) is reduced if the 6-neighbourhood is used instead of the 4-neighbourhood of the complementary set. (Serra (Serra, 1982, pp. 493/494) had similar results when he compared the 4-neighbourhood with the hexagonal grid.) Thus the asymptotic results presented in (18) and (19) are quite surprising from an intuitive point of view: The rather ‘rough’ discretisation with the 6-neighbourhood (of the complementary set) is the only one of the considered adjacencies which provides an asymptotically finite systematic error. The other three adjacencies lead to larger and larger errors if the lattice constant c decreases to zero. Nevertheless, for realistic lateral resolution ($c = d/10 \dots d/5$, i.e. about 5 to 10 pixels per diameter), the use of 14.1 or 14.2 can lead to better results than that of the other adjacencies, see Fig. 3.

Table 2. Experimental data for the solid matter of AAC specimens, estimates of the volume density V_V and the density of the Euler number χ_V w.r.t. four pairs of complementary adjacency systems.

AAC specimen (pore space)	\widehat{V}_V [%]	$\widehat{\chi}_V$ [mm ⁻³]			
		($\mathbb{F}_6, \mathbb{F}_{26}$)	($\mathbb{F}_{14.1}, \mathbb{F}_{14.1}$)	($\mathbb{F}_{14.2}, \mathbb{F}_{14.2}$)	($\mathbb{F}_{26}, \mathbb{F}_6$)
s171b, Fig. 1a	59	4.58	-0.17	-2.32	-4.57
s177b, Fig. 1b	86	-58.13	-58.36	-63.83	-59.11

Our results shed some light on the structure of the complement of a Boolean model in \mathbb{R}^3 . This structure is complicated, tiny, and far from being morphologically regular w.r.t. the lattice cell, see Ohser *et al.* (2002b). The present study shows that for this type of set there can occur unexpected effects when the Euler number is estimated. The ‘rough’ 6-neighbourhood misses a lot of the features of the structure. The more sensitive 14- and 26-neighbourhoods miss less. However, this can still worsen the estimator of the Euler number. Fig. 3 shows that it is not possible to choose an optimal adjacency. Even for small ranges for the parameters all four adjacencies can occur as the optimal one. Moreover, even when the optimal adjacency is used, the error can be considerable. Nevertheless, notice that formula (17) can be understood as a ‘discrete adaptation’ of Miles’ formula (15) or (16), respectively, and thus it links the estimator $\hat{\chi}_V$ with other characteristics of the Boolean model.

ACKNOWLEDGEMENTS

We are indebted to E. Schlegel for supplying the AAC specimens and S. Gondrom for the XCT scans.

REFERENCES

- Hadwiger H (1957). Vorlesungen über Inhalt, Oberfläche und Isoperimetrie. Heidelberg: Springer.
- Herman GT (1992). Discrete multidimensional Jordan surfaces. *Graph Models Image Process* 54:507-15.
- Jernot JP, Jouannot-Chesney P, Lantuéjoul C (2001). Determination of the connectivity number of a set using a tessellation. Manuscript .
- Kong TY, Rosenfeld A (1989). Digital topology: introduction and survey. *Comput Vision Graphics Image Process* 48:357-93.
- Lang C, Ohser J, Hilfer R (2001). On the analysis of spatial binary images. *J Microsc* 202:1-12.
- Lee C, Poston T, Rosenfeld A (1991). Winding and Euler numbers for 2d and 3d digital images. *CVGIP Graph Models Image Process* 53:522-37.
- Levitz PE (2002). Generic methods for the characterization of porous materials. In: Schüth F, Sing KSW, Weitkamp J, eds., *Handbook of Porous Solids*, vol. 1. Weinheim: Wiley-VCH.
- Lohmann G (1998). *Volumetric Image Analysis*. Chichester, New York: Wiley-Teubner.
- Matheron G (1975). *Random Sets and Integral Geometry*. New York: J. Wiley & Sons.
- Miles RE (1976). Estimating aggregate and overall characteristics from thick sections by transmission microscopy. *J Microsc* 107:227-33.
- Ohser J, Mücklich F (2000). *Statistical Analysis of Microstructures in Materials Science*. Chichester, New York: J. Wiley & Sons.
- Ohser J, Nagel W, Schladitz K (2002a). The Euler number of discretised sets — surprising results in three dimensions. Tech. Rep. http://www.itwm.fhg.de/mab/employees/ohser/index_en.php, Fraunhofer ITWM, Kaiserslautern.
- Ohser J, Nagel W, Schladitz K (2002b). The Euler number of discretized sets — on the choice of adjacency in homogeneous lattices. In: Mecke KR, Stoyan D, eds., *Morphology of Condensed Matter*. Heidelberg: Springer.
- Rataj J, Zähle M (2002). Normal cycles of Lipschitz manifolds by approximation with parallel sets. *Differential Geometry and its Applications*.
- Schneider R (1993). *Convex Bodies. The Brunn-Minkowski Theory*. Cambridge: Cambridge University Press.
- Schneider R, Weil W (2000). *Stochastische Geometrie*. Stuttgart, Leipzig: Teubner.
- Serra J (1969). *Introduction à la Morphologie Mathématique*. Fontainebleau: Cahiers du Centre de Morphologie Mathématique, Booklet No. 3, E.N.S.M.P.
- Serra J (1982). *Image Analysis and Mathematical Morphology*, vol. 1. London: Academic Press.
- Stoyan D, Kendall WS, Mecke J (1995). *Stochastic Geometry and Its Applications*. Chichester: J. Wiley & Sons, 2nd ed.
- Voss K (1993). *Discrete Images, Objects, and Functions in Z^n* . Heidelberg, New York: Springer.
- Webster RJ (1994). *Convexity*. New York: Oxford University Press.
- Weil W (2000). Mixed measures and homogeneous Boolean models. In: Mecke KR, Stoyan D, eds., *Statistical Physics and Spatial Statistics*. Heidelberg: Springer.